


BASIC STEPS INSTALLING A SLICK MAGNETO

WARNING: Failure to review engine manufacturer's approved maintenance publications may lead to magneto damage or failure.


(Step 1)
Look on Mag Dataplate for Rotation




(Step 4)
Install Magnetos Finger Tight



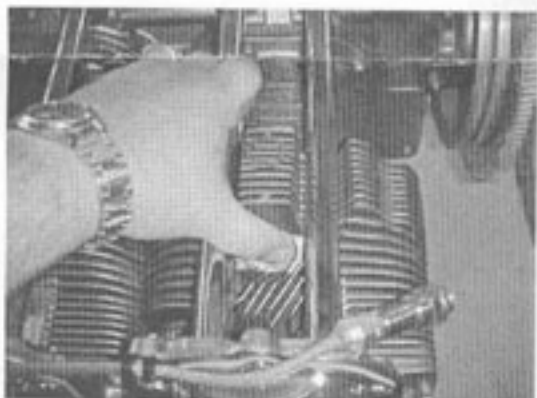
(Step 2)
Pin Magneto in L or R hole, see above.



(Step 5)
Remove Pins
BEFORE TURNING PROPELLER



(Step 3)
Find #1 Cylinder COMPRESSION
Stroke and set engine to Base Timing



(Step 6)
Time Mags



Detailed Review Material Available at
<http://www.unisonindustries.com>
select Products then select Product Literature